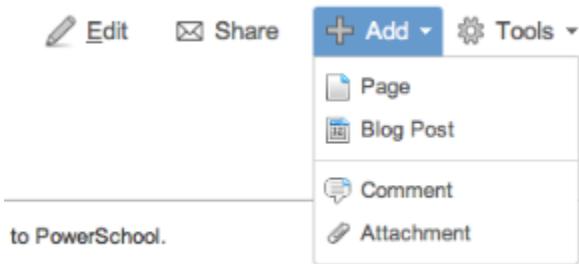


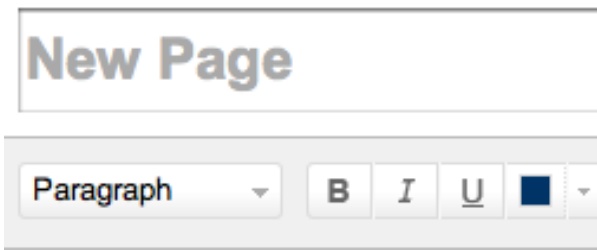
NWOCA Wiki Help

How to get started - Add a page

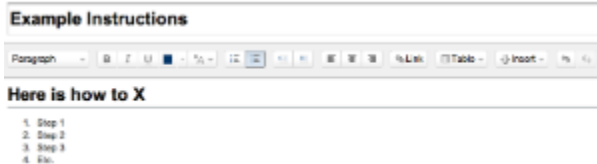
1. Add a new page



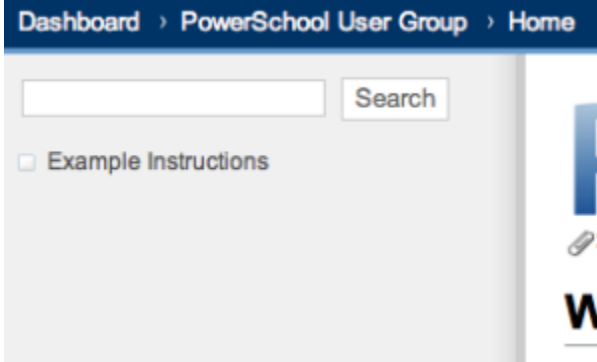
2. Enter a Page Name



3. Fill in the page using the WYSIWYG editor



4. Save the page and it will appear in the left sidebar for everyone to see.



Additional Instructions

- [Using the editor](#)
- [Watching a Page](#) (get emails when updated)
- [Adding attachments](#)
- [Adding comments](#)
- [Viewing revision history](#)
- [Full Documentation](#)