



eSIS Special Education IEP OGT Exemption entry

Student Special Education Graduation Requirement Record (FE)

ODE Guidelines

Refer to section 5.2.18 of Chapter 5 of the EMIS Manual (www.ode.state.oh.us/emis).

Beginning in FY2012 a new FE record is required to be reported during the October (K) and Yearend (N) reporting periods. The record is reported whenever an IEP determination is made to add, confirm, or cancel an exemption from the consequences of any graduation assessment and/or individual graduation assessment areas.

eSIS will begin reporting these FE records in the last reporting period for eSIS. An FE record will only be reported for a student if data exists in the SPED Ad Hoc screens. Only the data in the screens will be reported to the FE extract results as entered. No checks or defaults are available for the following elements FE60, FE70, FE90. One Sub Category record must be entered for each separate row of data in the FE results.

Separate records should be entered/submitted per graduation assessment type/area. For example, if the student no longer needs to meet the passing requirements of three of the five OGT subjects, then three records must be recorded in three SPED Ad Hoc sub categories 'OGT IEP Exempt FE Assessment 1 – 5', in order for 3 records to be collected.

Since this is the first and the last time that eSIS will report these records all records in the FE100 extract results will default the Exemption Flag to Y – IEP exempt – not required. No other options are entered or recorded in eSIS.

If a student does not qualify for an IEP OGT Exemption, and no details are entered in the SPED Ad Hoc entry screens, a FE record will not be reported.

All FE records must also have a matching GE Special Education record reported. A GE record will not be reported if the student does not have an 'active' special education record in eSIS. District Withdraw Date on or after July 1st of current school year OR District Withdraw Date is NULL. See the GE specifications for additional details on reporting a GE Special Education record.

ESMOC is providing a script to populate values on the SED900 SPED Lite Ad Hoc tables. Please follow the instructions below for entry of these records to be reported.

Instructions for entering the SPED Ad Hoc values for the FE extract

The 'Enter Adhoc Fields' now displays at the bottom of SED900.

Note: The Adhoc Fields are stored at the student level not for any individual SPED eligibility, LRE, service, etc.

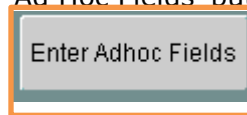
The screenshot shows the 'Special Education Lite' window for student 1331, Defiance High School. The student's name is 'Opzauze, Adwyy' and they are in grade 12. The 'Important Dates' table is visible, with the first row highlighted: 'EMIS - Reevaluated IEP Completion Date (RIEP)' on 06/26/2011, with outcome 'IE13 - SPED Outside Regular' and non-compliance '** - Not Applicable'. The 'Enter Adhoc Fields' button is located at the bottom center of the window.

1. Navigate to SPED Lite SED900 query for the student who is exempted from the consequences of the OGT test(s)
2. Locate and identify the IEP which the students exemption was identified [RIEP, TIEP, IIEP], choose the 'More' button -- take note of the IEP type and the completion date of the IEP (in this example the RIEP will be completed on 06/24/2012)

The dialog box shows details for the 'EMIS - Reevaluated IEP Completion Date (RIEP)'. The 'Outcome Option' is 'IE13 - SPED Outside Regular Class < 21%'. The 'Start Date' is 06/26/2011 and the 'End Date' is 06/24/2012. The 'Delivery Level' is 'Standard with Accommodations' and the 'Delivery Type' is 'TFYG Transition Plan - 4 yr'. The 'Non-Compliance Option' is '** - Not Applicable'. The 'End Date' field is highlighted with an orange box.

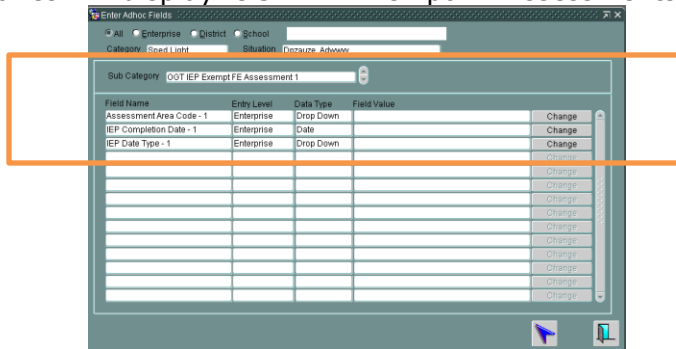
3. Exit the SPED Lite, Important Dates, More screen
4. Choose the 'Enter Ad Hoc Fields' button which is now located at the bottom of the

SPED Lite screen

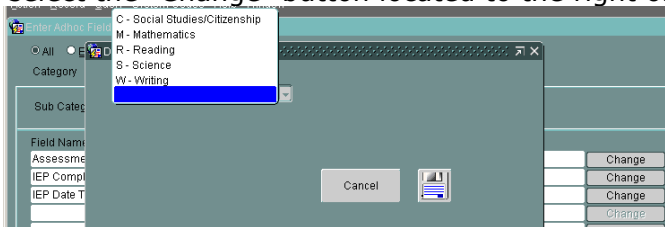


5. The screen will display the Ad Hoc Category of 'SPED Lite', the Students Name and the first Sub Category of 'OGT IEP Exempt FE Assessment 1' (scrolling through the

Sub Categories will display 'OGT IEP Exempt FE Assessments 1 through 5)

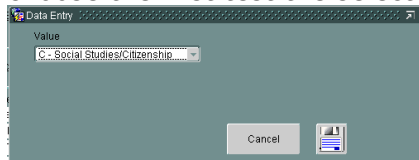


- a. All values are entered by clicking on the Change button for each field name.
6. Locate and select the "Change" button located to the right of the 'Assessment Area



Code - 1"

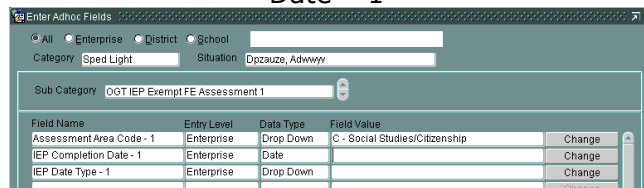
- a. From the drop down list choose the first test the selected student is exempt



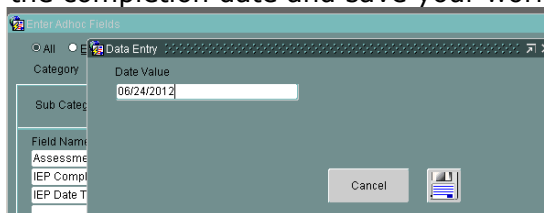
from the consequences

Save your work

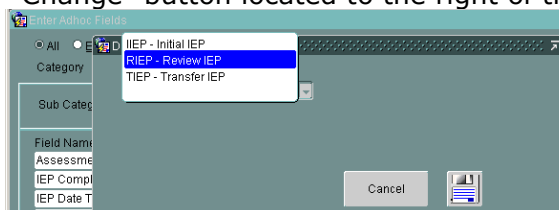
7. Locate and select the "Change" button located to the right of the "IEP Completion Date - 1"



- a. Add the completion date and save your work



8. Locate and select the "Change" button located to the right of the "IEP Date Type - 1"



a. Add the IEP Date Type and save your work



Enter Adhoc Fields

All Enterprise District School

Category: Sped Light Situation: Dpzauze, Adwwyy

Sub Category: OGT IEP Exempt FE Assessment 1

Field Name	Entry Level	Data Type	Field Value	
Assessment Area Code - 1	Enterprise	Drop Down	C - Social Studies/Citizenship	Change
IEP Completion Date - 1	Enterprise	Date	06/24/2012	Change
IEP Date Type - 1	Enterprise	Drop Down	RIEP - Review IEP	Change
				Change

To add additional details, scroll the Sub Category to 'OGT IEP Exempt FE Assessment 2' and enter the data. Continue scrolling through the sub categories and adding additional test data until all exemptions have been entered for the student.

EMIS Extract - EMIS191

EMIS Extract

Build Ohio EMIS Upload Files For District: *Defiance City Schools
Defiance High School

Data Files:

Student SPED Requirement R. [v]

STUDENT SPED GRADUATION REQUIREMENT RECORD (FE)

Filename: C:\Documents and Settings\pohol\Desktop\spife.exe.pt Save As...

Fiscal Year: 2012

Reporting Period: June (N)

Build Student SPED Graduation Requirement Records (FE) File

Extract Dates: From 06/22/2011 To 06/01/2012

Student Special Education Graduation Requirement Record (FE) sample layout

000002AFE 2012N043869X01603514RIEP20110426GXC Y

000003AFE 2012N043869X01603514RIEP20110426GXM Y

000004AFE 2012N043869X01603514RIEP20110426GXR Y

000005AFE 2012N043869X01603514RIEP20110426GXS Y

000006AFE 2012N043869X01603514RIEP20110426GXW Y

000007AFE 2012N043869X01604062RIEP20110215GXM Y

000008AFE 2012N043869X01614111RIEP20110517GXS Y